

Writing Sample - Set 1

Name: _____

Date: _____

Write the lower case (little) letters of the alphabet.

Write the upper case (capital) letters of the alphabet.

Write the numbers from 0-20.

Write at least 2 sentences, don't worry too much about your spelling, just do the best you can.

Item 1 - "Circle the shapes that are the same as the shape in the first box."

○	∪	○	⊂	○	○
/	/	\	/	\	\
∩	∩	∪	∩	∪	∩
⊂	⊂	⊃	⊂	⊂	⊂
∪	∪	∩	∪	∩	∪

Fold in half

Item 2 - "Circle the letters that are the same as the letter in the first box."





















a	d	a	d	a	d	a
m	m	w	m	w	m	w
b	b	d	b	d	b	d
f	t	f	t	t	t	f
u	u	n	u	u	n	u

Item 3 - "Circle the letters that are different from the letters in the first box, the ones that are NOT exactly the same."

rt	rt	tr	rf	rt	fr
uj	ju	nj	uj	uj	ju
ga	ag	ga	ja	ag	ga
nlo	lno	nlo	oln	nlo	nlo
bkw	bkw	kbw	bkw	dkw	dkw


Fold in half

Item 4 - "Which one on the right if it was finished would look like the one on the left. Put a cross on it."


Left	Right		
			
			
			
			
			

Item 5 - "Make the one on the bottom look like the one on the top."

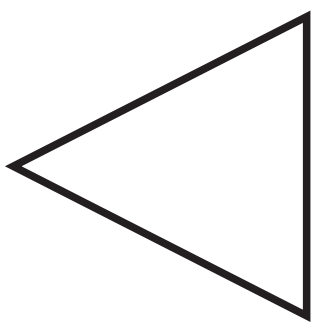
1




2




3




4




1



2







3



4



Item 6 - "Draw this picture into this box." (tester point to picture at the top and then where the child must draw at the bottom).

1 	2 	3 	4 	1	2	3	4
--	--	---	--	---	---	---	---

Item 7 - "Pretend you are the teacher and circle the letters that have been written wrong."

d	f	c	z	n
b	z	e	i	r
n	m	s	g	a
e	o	h	k	p
z	r	j	m	t

Fold in half

Item 8 - "Pretend you are the teacher and circle the numbers that have been written wrong."

2	4	0	3	5
6	9	7	4	2
4	5	2	8	2
7	8	6	9	0
2	3	2	7	9

Item 9 - "Make the one on the bottom look like the one the top."

